



22 January 2021

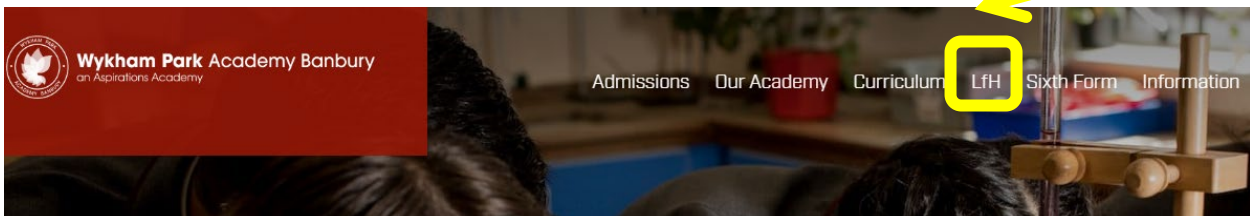
Dear Parent/Carer

I don't know whether you have noticed but the birds have started to sing again in the morning. It is a sure sign, along with the appearance of the daffodil stems, that we are approaching spring and I am so hopeful that this will also herald a welcome return to school before too long.

Thank you all for your continued support as we all navigate the interesting world of remote learning. We know how difficult it is as many of our staff have their own young families at home too as they teach live lessons. I honestly believe we will all have learned so much together and will be stronger as a school community for it when we finally come out of the other side of this crisis.

### What have we all achieved this week?

- ✓ Provided vouchers to all of our FSM families as soon as the Edenred portal opened on Monday.
- ✓ Given out another 50 devices to children so that they can access live lessons.
- ✓ Provided you, your children and our staff with the opportunity to give views on "how we are doing" with our remote learning offer. Your feedback is so important to us. You will be mailed the survey via SchoolComms but will also be able to find a link to the Google Form on the Wykham Park website under the LfH (learning from home) tab



- ✓ Provided the next group of Y11 students with their 1 -1 impartial careers guidance interviews.
- ✓ Welcomed more children to our in-school provision.
- ✓ Recreated our Y11 and Y13 assessments so that we can continue our programme with these exam year groups despite them working from home

### Coming up next week

Sixth form interviews will start remotely for Year 11 next week from Thurs 28<sup>th</sup> January. We are looking forward to providing support and guidance to our students as they plan the next steps on their learning journey.

# Focus on literacy

*To supplement the classwork of students in Years 7 to 10, we have put together a list of engaging resources that can be used during independent study time. All of the materials below are free to access from home. We will keep you updated on further discoveries...*

## **Read for Free Online**

### **Audible**

Listen to a wide range of fiction and non-fiction, delivered direct to your ears.

<https://www.audible.co.uk/ep/free-listens>

### **National Geographic**

Ideal for thought-provoking articles, videos and more on the world around us.

<https://www.nationalgeographic.com/>

### **Project Gutenberg**

60,000+ free e-books from classic novelists such as Jane Austen, Charles Dickens, Mary Shelley, Oscar Wilde, Joseph Conrad and H.G. Wells.

<http://www.gutenberg.org/>

### **Science News**

Covering a range of topics from Earth to space and technology in a way that's suitable for students.

<https://www.sciencenewsforstudents.org/>

### **Virtual School Library by Oak National Academy and the National Literacy Trust**

Sharing free reading and writing activities from much-loved authors. This week features novelist, Jacqueline Wilson.

<https://library.thenational.academy/spend-time-with-tracy-beaker-and-jacqueline-wilson/>

- Read *The Story of Tracy Beaker* for free online
- Watch a video with the author
- Download an activity pack

### **Oxfordshire Book Awards**

The 2021 finalists have been announced. Choose titles to read from the secondary category and vote for your favourite in March. There are also videos from the 2020 winners in all categories.

<https://www.oxfordshirebookawards.com/>

### **Games**

Vocabulary Game

<https://playknoword.com/>

Word Games and Quizzes

<https://www.merriam-webster.com/word-games/typeshift>

## Frequently asked questions

We recognise that there are still some families for whom accessing online learning is still problematic. This week we are sharing some FAQ to support anyone who is still struggling.

### 1. How does my child find out which lessons to attend?

We are following our normal timetables as if we were in school. If your child has lost their timetable please email their Head of Year to ask them to send you a copy by email.

The email addresses for the Heads of Year are

Year 7 Miss Williams	<a href="mailto:jwilliams@wykhampark-aspirations.org">jwilliams@wykhampark-aspirations.org</a>
Year 8 Miss Irvine	<a href="mailto:jirvine@wykhampark-aspirations.org">jirvine@wykhampark-aspirations.org</a>
Year 9 Madame Foster	<a href="mailto:cfoster@wykhampark-aspirations.org">cfoster@wykhampark-aspirations.org</a>
Year 10 Miss Walsh	<a href="mailto:swalsh@wykhampark-aspirations.org">swalsh@wykhampark-aspirations.org</a>
Year 11 Mrs Tarring	<a href="mailto:ctarring@wykhampark-aspirations.org">ctarring@wykhampark-aspirations.org</a>

At the moment Mrs Ingham is off sick with Covid and therefore if there are any queries for Futures students please contact Dr Pickup on [cpickup@futures-aspirations.org](mailto:cpickup@futures-aspirations.org)

Please note that for KS3 students there is one lesson per day for catch up via independent working. For w/b 25<sup>th</sup> January this will be Period 3.

The PE department have set challenges in order to give students an opportunity to get away from their screens and get active.

### 2. I keep getting notifications on Google Guardians that my child has not submitted their work on Google Classroom

There are two reasons for this:

- They are not doing the work and not submitting it
- They are producing their work but not submitting it in the right place

Most students are now taking pictures of their work and uploading to the Google Classroom. Here is how to do this successfully so that Google will register that you have done the work and your teacher can then easily see it.

**Step 1 - student logs onto their Google account on their phone (if your child still doesn't know how to do this please contact your Head of Year and someone will call home to help)**

Step 2 - they click on the Google Classroom they wish to submit work to (this is an example from my maths class in Y11)

☰ Google Classroom

📅 To do 📅 Calendar

11 set 6

Miss S Thomas

Due today  
17:00 – Simplifying expression...

📎 📁

Step 3 - student clicks on the tab saying classwork - they will then see all of their assignments

Stream **Classwork** People

📁 View your work

📅 Google Calendar 📁 Class Drive folder

## Algebra

- |                                                   |                   |
|---------------------------------------------------|-------------------|
| 📄 Simplifying expressions - double brackets       | Due 17:00         |
| 📄 Collecting like terms                           | Due 11 Jan, 18:00 |
| 📄 Simplifying expressions - multiplying with i... | Due 15 Jan, 16:00 |
| 📄 Simplifying expressions - multiplying terms     | Due 14 Jan, 16:00 |
| 📄 Simplifying expressions - with one bracket      | Due 19 Jan, 17:00 |

## Step 4 - click on the assignment that you want to upload work to

Stream **Classwork** People

View your work Google Calendar Class Drive folder

# Algebra

**Simplifying expressions - double brackets** Due 17:00

Posted 20 Jan (Edited 20 Jan) Assigned

I will add the powerpoint here once we have done the lesson.  
Please upload photos of your work for me to assess

**Y11 maths lesson (2021-0...**  
Video

**Lesson 5 Simplifying dou...**  
PowerPoint

**Double brackets answers...**  
Word

[View assignment](#)

## Step 5 - Click on view assignment

**Simplifying expressions - double brackets** ⋮

Miss S Thomas · 20 Jan (Edited 20 Jan)

6 points Due 17:00

I will add the powerpoint here once we have done the lesson.  
Please upload photos of your work for me to assess

**Y11 maths lesson (2021-01-2...**  
Video

**Lesson 5 Simplifying double ...**  
PowerPoint

**Double brackets answers ph...**  
Word

[View assignment](#)

**Your work** Assigned

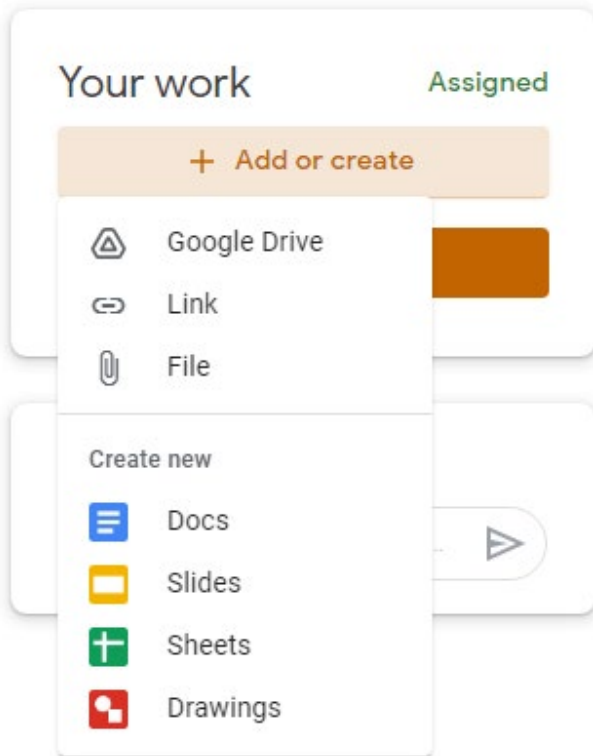
[+ Add or create](#)

[Mark as Done](#)

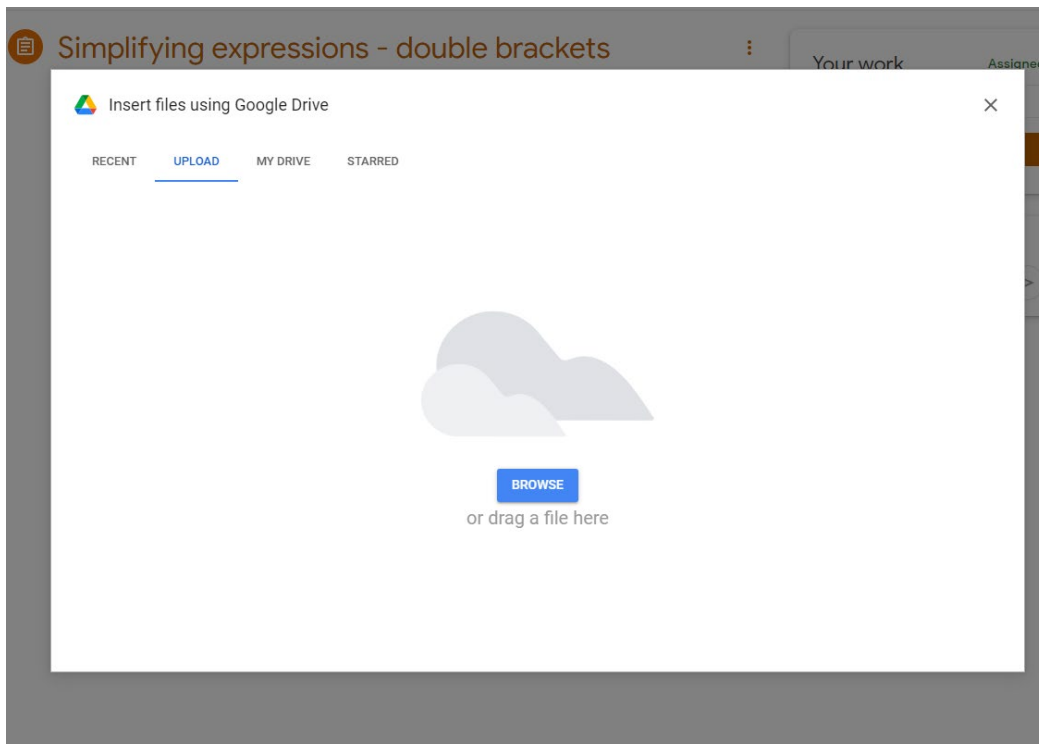
**Private comments**

**Class comments**

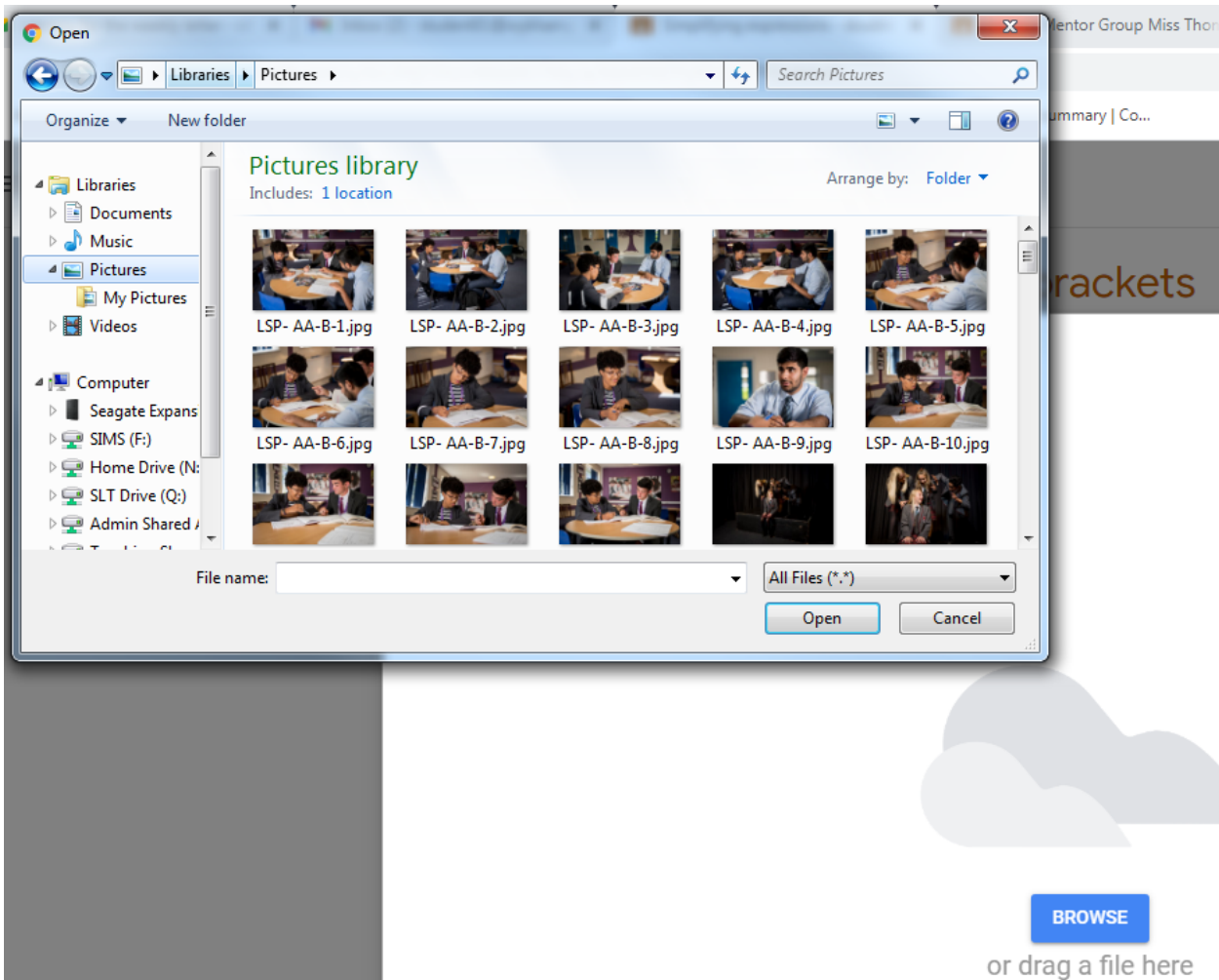
Step 6 - In the Your work box then click on the +add or create button



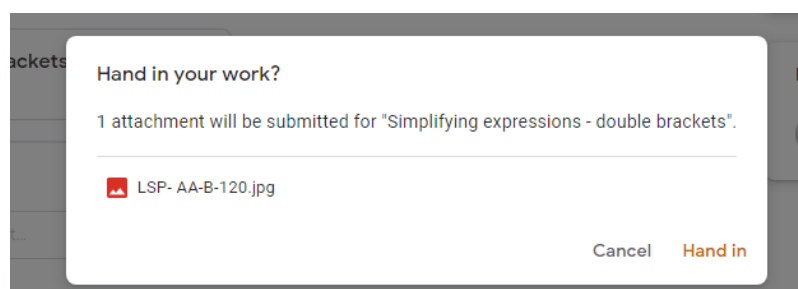
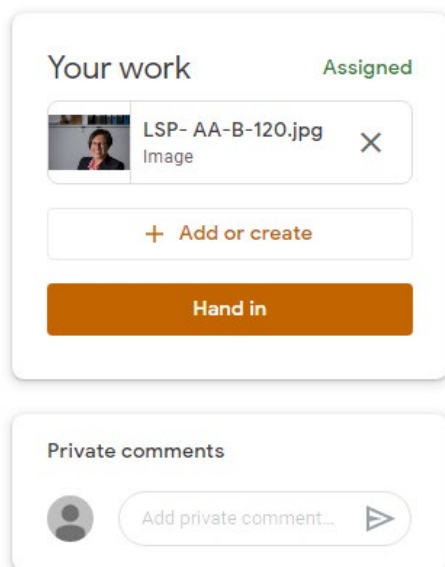
Step 7 - Click on file and browse on your phone to find the photo you want to upload



..... and then click on open  
(note I am working on my desktop to do this not my phone but it is the same process)



Step 8 - Then simply hand in by following these two steps. Your teacher will then see the work and it will be logged on the Google platform



3. Why do I keep getting messages on Schoolcomms that my child has not attended lessons or is not engaging in their remote learning?

This will be for one of two reasons

- a) We are monitoring daily attendance at live lessons and this is why we have been so swift at getting devices out to families to provide children the means to attend their lessons on something other than a phone
- b) We are also monitoring engagement on a weekly basis. This is different. We know that some children have not had a device or been sharing with a sibling and therefore have not been able to attend live lessons. However, they have accessed the assignments and handed them in by coming to the classroom at another more suitable time. Teachers are grading work on a RAG (Red, Amber, Green) basis and we will be starting to send out letters to parents where we have concerns or where we are incredibly pleased with the engagement of their children.

Yours faithfully

A handwritten signature in dark ink, appearing to read 'Sylvia Thomas'.

Sylvia Thomas  
Executive Principal